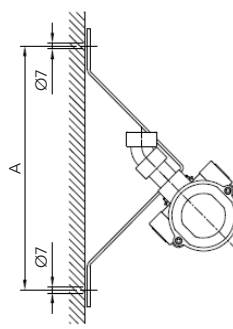
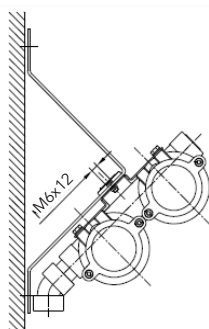
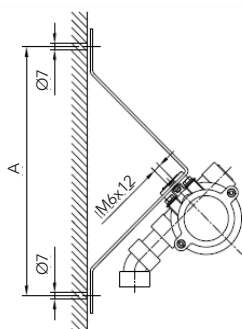


CORPI ILLUMINANTI EVFP

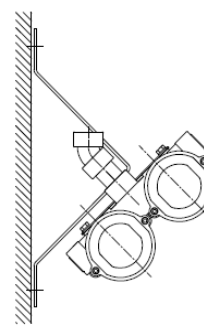
G

La versione da parete EVFP... fornita con due staffe in acciaio zincato per inclinazione a 45° con viti in Acciaio Zincato e un nipplo da 3/4" NP2G ed una curva a 45° in Acciaio Zincato.

INGRESSO
INFERIORE



INGRESSO
SUPERIORE



Tipo armatura	Dimensioni staffa	Potenza W
	A mm	
EVFP118	290	1x18
EVFP218		2x18
EVFP136	290	1x36
EVFP236		2x36
EVFP158	290	1x58
EVFP258		2x58